

# ROOF BOX AND FOUNDATION BOX

for General Industrial Electrical Installations

## Features and Benefits

- For overhead or foundation single-phase electrical municipal service connections.
- Foundation Box is mounted against a foundation wall.
- Roof Box is mounted through corrugated iron or asbestos-type roof sheeting.
- Screw-on lid provides ease of installation. Lid locking with a special key prevents unauthorized tampering.
- Terminal connectors and an integral earth connector are supplied with Roof Box.
- Only approved CCG cable glands and terminals must be used.
- No drilling or tapping of cable entries is required.
- No exposed metal parts.

## Technical Data

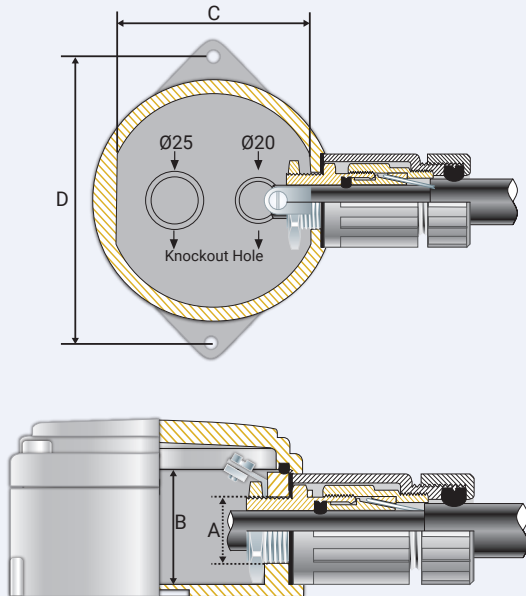
Type:	Roof Box and Foundation Box
Box Material:	Impact, corrosion and UV resistant glass reinforced polyester compound
Seal Material:	Low Temperature. Nitrile Rubber
Inserts:	Brass
Optional Accessories:	Box Spanner (Lid Locking Key Blanking plugs are provided)

## Guidelines for Correct Use

- Installation must be carried out by a competent person.
- IP66/68 glands or plugs must be used in the threaded entries.
- A thread seal gasket between the box and cable gland must be installed.
- The box must not be modified in any way.
- Where cables enter the box, they must be secured by CCG Cable Glands appropriate to the make-up of the cable.
- Unused entry apertures must be blanked with certified CCG Blanking Plugs.
- Before replacing the lid, ensure the lid gasket is in place.
- The use of a CCG Box Spanner (Lid Locking Key) is required to maintain the tamper-proof integrity of the box.



## Foundation Box

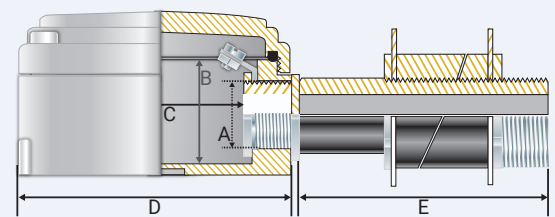


Knock-out holes provide for conduit entry at rear of box.

Product Code	Box Reference Size	Entry Thread 'A'	Clear Inside Height 'B'	Clear Inside Distance 'C'	Mounting Holes 'D'
102401	1	M20	64.0	86.0	127.0
102402	2	M25	64.0	86.0	127.0

All dimensions are in mm.

## Roof Box




Product Code	Entry Thread 'A'	Clear Inside Height 'B'	Clear Inside Distance 'C'	Overall Width 'D'	Stem Protrusion 'E'
102700	M25	64.0	87.0	110.0	97.2

All dimensions are in mm.

# ROOF BOX AND FOUNDATION BOX

To ensure the box apparatus is tamper-proof, screw on, tighten, and lock the lid in place by means of a CCG Box Spanner (Lid Locking Key).



CCG Box Spanner



CCG Box Lid



CCG Box Base

Product Code	Box Size
401501	20mm