


# STOPPER PLUGS

Ex db, Ex eb, Ex ta, Ex nR, IP65/66/68

for General Industrial and Hazardous Area Installations






## Features and Benefits

- Precision manufactured from high quality brass (Marine Grade Electroless Nickel Plated™) available in aluminium, stainless steel 316/316L on request. (Note: Aluminium not suitable for Group I applications.)
- Used to blank off threaded entry holes.
- Dome or Hex Head Plugs may be used to blank off an unthreaded entry hole if secured in place with a locknut.

## Technical Data

Type:	Stopper Plug
Material:	Brass (Marine Grade Electroless Nickel Plated™), Aluminium, Stainless Steel 316/316L
Gasket material:	Standard HDPE, Nylon, PTFE
Note:	The installer should check that the materials are suitable for the installation environment.

## Standards and Certifications

Equipment Protection Levels: IECEx/INMETRO: Ex db I Mb / Ex eb I Mb / Ex db IIC Gb / Ex eb IIC Gb / Ex ta IIIC Da / Ex nR IIC  
ATEX/UKEX:  I M2 Ex db I Mb / Ex eb I Mb,  II 2G 1D Ex db IIC Gb / Ex eb IIC Gb / Ex ta IIIC Da  
TR CU:  1 Ex d IIC Gb X / PB Ex d I Mb X / 1 Ex e IIC Gb X / PП Ex e I Mc X / Ex tb IIIC Db X  
CCC: Ex db IIC Gb, Ex db I Mb, Ex eb IIC Gb, Ex eb I Mb, Ex tb IIIC Db

Conformance:	Standard:	Certifycate:
IECEX	IEC 60079 Part 0, 1, 7, 15, 31	IECEX TSA 23.0024X
ATEX	EN 60079 Part 0, 1, 7, 31	CML15ATEX1040X
UKEX	BS EN 60079 Part 0, 1, 7, 31	CML 21UKEX1014X
INMETRO (Brazil)	ABNT NBR IEC 60079 Part 0,1, 7, 31	TÜV 15.0485X
TR CU (Russia)	ГОСТ 31610-0, 15, ГОСТ IEC 60079-1 ГОСТ P MЭК 60079-7, 31	EAЭC RU C-ZA.HA91.B.00244/21
CCC/CNEx (Chinese)	GB/T3836.1, 2, 3, 31-2021	CNEx 21.3392X CCC 2021312313000390
KCS (Korea)	Notification of Ministry of Labour No. 2013-54	16-AV4BO-0447-50X
SANS	SANS/IEC 60079 Part 0, 1, 7, 15, 31	MASC MS/23-9594X
IP66/68 - Parallel	IEC 60529	CML15Y728
IP65/66 - Tapered	IEC 60529	
IP68 - Tapered and approved grease	IEC 60529	IECEX TSA 23.0024X
Deluge Protection	DTS-01	CML 14CA370-2
Corrosion Protection	ASTM B117-11, BS EN ISO 3231	EXOVA N968667
Marine ABS	IEC 60079 Parts 0, 1, 7, 15, 31, IEC 60529	ABS 20-1952706-1-PDA
DNV	IEC 60079 Parts 0, 1, 7, IEC 60529	TAE0000010
ClassNK	IEC 60079 Part 0, 1, 7, 15, 31	TA20273M
London Underground Approval	BS EN 62444	LU 3043, LU 3044



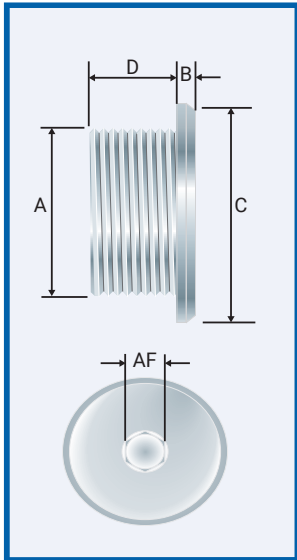
## Conditions and limitations for Safe Use - X

- An IP rating of IP66/68 is maintained for units with parallel threads when used with the supplied washer and units with tapered thread when thread sealant is conducted as indicated in IEC60079-14. Alternatively an IP65 rating is applicable.
- Operating temperature range -60°C to +95°C (HDPE gasket), -60°C to +100°C (nylon gasket) or -60°C to +160°C (PTFE gasket) applicable if gaskets are used to maintain IP65/66/68

Thread Size	NPT / BSP Size	Torque Value (Nm)
M16	-	21.0
M20	½/¾	21.0
M25	¾/1	30.0
M32	1/1¼	42.0
M40	1¼/1½	52.0
M50	1½/2	57.0
M63	2/2½	66.0
M75	2½/3	72.0
M80	3	80.0
M90	3/3½	89.0
M100	3½/4	98.0
M115	4	175.0
M120	-	175.0
M130	-	175.0

All dimensions except NPT / BSP are in mm.

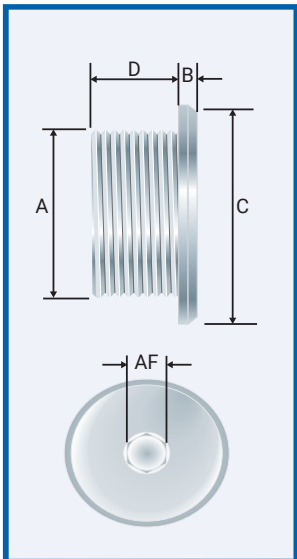
## NPT - Dome Plug



Product Code	NPT Dimension "A"	Dimension Min "B"	Dimension Min "C"	Dimension "D"	Dimension A/F Min *
PDN012E	½	3.0	25.0	15.0	10.0
PDN034E	¾	3.0	35.0	15.0	10.0
PDN001E	1	3.0	42.0	19.0	10.0
PDN114E	1¼	3.0	50.0	19.0	10.0
PDN112E	1½	3.0	60.0	21.0	10.0
PDN002E	2	3.0	75.0	21.0	10.0
PDN212E	2½	3.0	85.0	30.0	14.0
PDN003E	3	3.0	90.0	32.0	14.0
PDN312E	3½	3.0	102.0	33.0	14.0
PDN004E	4	3.0	115.0	34.0	14.0

All dimensions except NPT are in mm.

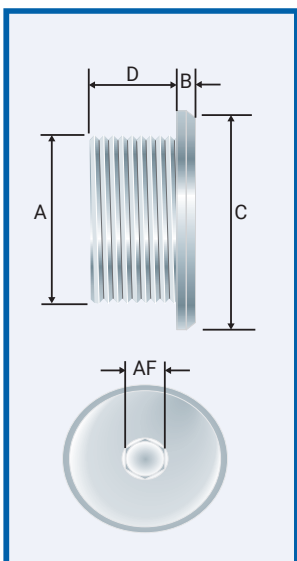
## Metric - Dome Plug



Product Code	Metric Dimension "A"	Dimension Min "B"	Dimension Min "C"	Dimension "D"	Dimension A/F Min *
PDM016E	M16	3.0	22.0	16.0	10.0
PDM020E	M20	3.0	25.0	16.0	10.0
PDM025E	M25	3.0	35.0	16.0	10.0
PDM032E	M32	3.0	42.0	16.0	10.0
PDM040E	M40	3.0	50.0	16.0	10.0
PDM050E	M50	3.0	60.0	16.0	10.0
PDM063E	M63	3.0	70.0	16.0	14.0
PDM075E	M75	3.0	85.0	16.0	14.0
PDM080E	M80x2P	3.0	90.0	20.0	14.0
PDM090E	M90x2P	3.0	100.0	20.0	14.0
PDM100E	M100x2P	3.0	110.0	20.0	14.0

All dimensions are in mm.

## BSP - Dome Plug

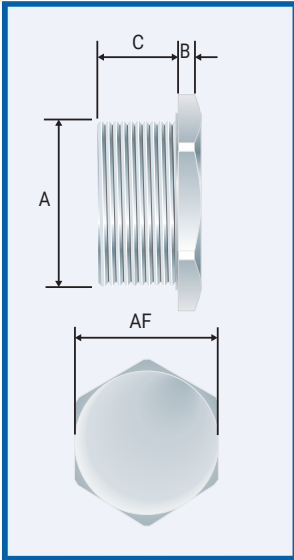


Product Code	BSP Dimension "A"	Dimension Min "B"	Dimension Min "C"	Dimension "D"	Dimension A/F Min *
PDB012E	½	3.0	27.0	16.0	10.0
PDB034E	¾	3.0	32.0	16.0	10.0
PDB001E	1	3.0	38.0	20.0	10.0
PDB114E	1¼	3.0	50.0	20.0	10.0
PDB112E	1½	3.0	60.0	20.0	10.0
PDB002E	2	3.0	75.0	20.0	10.0
PDB212E	2½	3.0	85.0	20.0	14.0
PDB003E	3	3.0	90.0	20.0	14.0
PDB312E	3½	3.0	100.0	20.0	14.0
PDB004E	4	3.0	120.0	20.0	14.0

All dimensions except BSP are in mm.

See Handi Fit and/or Posi Fit Junction Box data sheet for Non Metallic Plug

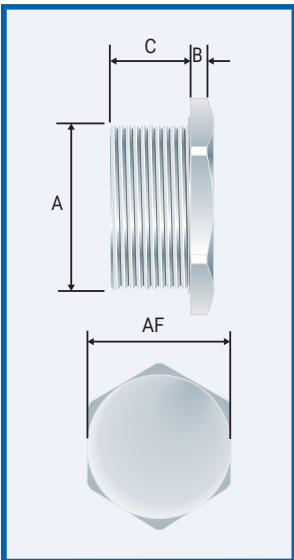
## NPT - Hex Plug



Product Code	NPT Dimension "A"	Dimension Min "B"	Dimension Min "C"	Dimension A/F Min *
PHN012E	½	6.0	15.0	22.0
PHN034E	¾	6.0	15.0	27.0
PHN001E	1	6.0	19.0	34.0
PHN114E	1¼	6.0	19.0	43.0
PHN112E	1½	6.0	21.0	50.0
PHN002E	2	6.0	21.0	62.0
PHN212E	2½	6.0	30.0	74.0
PHN003E	3	6.0	32.0	90.0
PHN312E	3½	6.0	33.0	102.0
PHN004E	4	6.0	34.0	115.0

All dimensions except NPT are in mm.

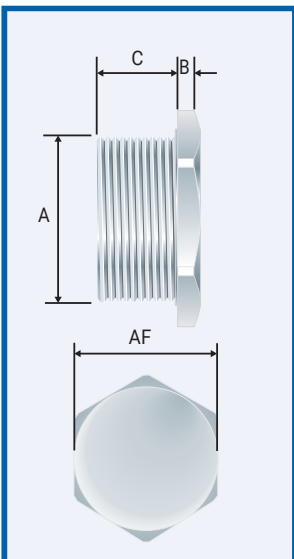
## Metric - Hex Plug



Product Code	Metric Dimension "A"	Dimension Min "B"	Dimension Min "C"	Dimension A/F Min *
PHM016E	M16	6.0	16.0	22.0
PHM020E	M20	6.0	16.0	25.0
PHM025E	M25	6.0	16.0	32.0
PHM032E	M32	6.0	16.0	38.0
PHM040E	M40	6.0	16.0	50.0
PHM050E	M50	6.0	16.0	60.0
PHM063E	M63	6.0	16.0	70.0
PHM075E	M75	6.0	16.0	80.0
PHM080E	M80x2P	6.0	20.0	90.0
PHM090E	M90x2P	6.0	20.0	100.0
PHM100E	M100x2P	6.0	20.0	110.0

All dimensions are in mm.

## BSP - Hex Plug

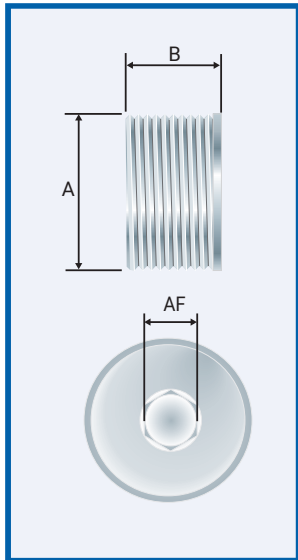


Product Code	BSP Dimension "A"	Dimension Min "B"	Dimension Min "C"	Dimension A/F Min *
PHB012E	½	6.0	16.0	27.0
PHB034E	¾	6.0	16.0	32.0
PHB001E	1	6.0	20.0	38.0
PHB114E	1¼	6.0	20.0	50.0
PHB112E	1½	6.0	20.0	60.0
PHB002E	2	6.0	20.0	70.0
PHB212E	2½	6.0	20.0	80.0
PHB003E	3	6.0	20.0	90.0
PHB312E	3½	6.0	20.0	100.0
PHB004E	4	6.0	20.0	120.0

All dimensions except BSP are in mm.

See Handi Fit and/or Posi Fit Junction Box data sheet for Non Metallic Plug

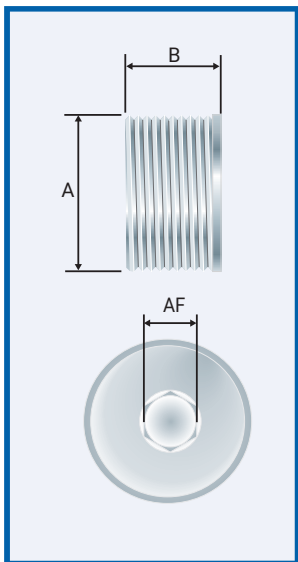
## NPT - Stopper Plug



Product Code Outside Enclosure	Product Code Inside Enclosure	NPT Dimension "A"	Dimension +2.0 - 0.0 "B"	Dimension A/F Min *
PSN012E	PSN012ER	½	15.0	10.0
PSN034E	PSN034ER	¾	15.0	10.0
PSN001E	PSN001ER	1	19.0	10.0
PSN114E	PSN114ER	1¼	19.0	10.0
PSN112E	PSN112ER	1½	21.0	14.0
PSN002E	PSN002ER	2	21.0	14.0
PSN212E	PSN212ER	2½	30.0	14.0
PSN003E	PSN003ER	3	32.0	14.0
PSN312E	PSN312ER	3½	33.0	14.0
PSN004E	PSN004ER	4	34.0	14.0

All dimensions except NPT are in mm.

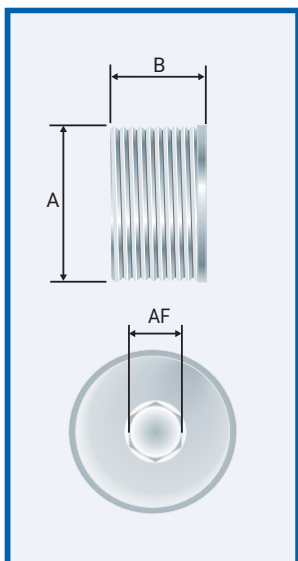
## Metric - Stopper Plug



Product Code Outside Enclosure	Product Code Inside Enclosure	Metric Dimension "A"	Dimension +2.0 - 0.0 "B"	Dimension A/F Min *
PSM016E	PSM016ER	M16	17.0	10.0
PSM020E	PSM020ER	M20	17.0	10.0
PSM025E	PSM025ER	M25	17.0	10.0
PSM032E	PSM032ER	M32	17.0	10.0
PSM040E	PSM040ER	M40	17.0	10.0
PSM050E	PSM050ER	M50	17.0	10.0
PSM063E	PSM063ER	M63	17.0	14.0
PSM075E	PSM075ER	M75	17.0	14.0
PSM080E	PSM080ER	M80x2 P	21.0	14.0
PSM090E	PSM090ER	M90x2 P	21.0	14.0
PSM100E	PSM100ER	M100x2 P	21.0	14.0

All dimensions are in mm.

## BSP - Stopper Plug



Product Code Outside Enclosure	Product Code Inside Enclosure	BSP Dimension "A"	Dimension +2.0 - 0.0 "B"	Dimension A/F Min *
PSB012E	PSB012ER	½	17.0	10.0
PSB034E	PSB034ER	¾	17.0	10.0
PSB001E	PSB001ER	1	21.0	10.0
PSB114E	PSB114ER	1¼	21.0	10.0
PSB112E	PSB112ER	1½	21.0	10.0
PSB002E	PSB002ER	2	21.0	10.0
PSB212E	PSB212ER	2½	21.0	14.0
PSB003E	PSB003ER	3	21.0	14.0
PSB312E	PSB312ER	3½	21.0	14.0
PSB004E	PSB004ER	4	21.0	14.0

All dimensions except BSP are in mm.

See Handi Fit and/or Posi Fit Junction Box data sheet for Non Metallic Plug