

A2F-R

Ex db I/IIC, Ex eb I/IIC, Ex tb IIIC, Ex nR IIC

COMPRESSION GLAND for Unarmoured Cable / Tray Cable

Features and Benefits

- For indoor, outdoor, Group I, II, III, Zone 1, 2, 21 and 22 hazardous areas.
- Fitted with a specially formulated elastomeric displacement seal, giving superior cable retention, explosion protection and IP rating.
- 100% cable retention load. No additional clamping required.
- Precision manufactured from high quality brass (Marine Grade™ Electroless Nickel Plated) available in aluminium or stainless steel 316/316L on request. (Note: Aluminium not suitable for Group I applications.)
- Supplied with a thread sealing gasket.

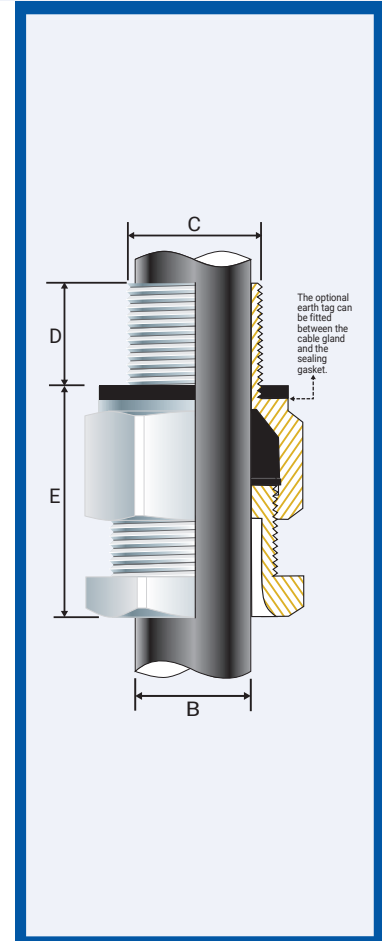


Technical Data

Type:	A2F-R
Gland Material:	Brass (Marine Grade Electroless Nickel Plated™), Aluminium or Stainless Steel 316/316L
Seal Material:	Standard Thermoset Elastomer or Extreme Temperature Seals
Seal Gasket Material:	HDPE, Nylon 66 or PTFE
Cable Type:	Unarmoured
Sealing Area:	Outer Sheath
Optional Accessories:	Adaptor, Reducer, Earth Tag, Locknut, Serrated Washer and Shroud
Note:	The installer should ensure that the materials are suitable for the installation environment.

Standards and Certifications

Equipment Protection Levels:	IECEX: Ex db I/IIC Mb/Gb, Ex eb I/IIC Mb/Gb, Ex nR IIC Gc, Ex tb IIIC Db ATEX: Ⓜ I M2, Ⓜ II 2/3 G D, II 3G, Ex db I/IIC Mb/Gb, Ex eb I/IIC Mb/Gb, Ex nR IIC Gc, Ex tb IIIC Db	
Continuous Operating Temp:	Standard Seals: -60°C to +100°C (HDPE/Nylon Sealing Gasket) Extreme Temp. Seals: -60°C to +160°C (PTFE Sealing Gasket)	
Conformance:	Standard:	Certificate:
IEC/BS EN	IEC/BS EN 62444	CML 14CA364
IECEX	IEC 60079 Parts 0, 1, 7, 15, 31	IECEX MSC 20.0002
ATEX	EN 60079 Parts 0, 1, 7, 31	CML 20ATEX1026
IP66/68 100m - Parallel	IEC 60529	CML 15Y728
IP65 - Tapered	IEC 60529	



Conditions for Safe Use - X

- **None** (According to IEC 60079-14, 10.6.2: An Ex d gland will only maintain Ex d integrity when used with substantially round, compact and filled cable. If not a CCG QuickStop-Ex® barrier gland should be used.)

Product Code	Gland Size Reference	Metric Entry Thread		NPT Entry Thread		Cable Detail		Maximum Length 'E'	Hexagonal Detail		Installation Torque Value Nm
		'C'	Min 'D'	'C'	Min 'D'	Min 'B'	Max 'B'		Max 'Flats'	Max 'Crns'	
059000-16	00s-16ss	M16x1,5	15.0	-	-	3.0	8.5	24.0	27.0	25.0	45.0
059000	00s-20ss	M20x1,5	15.0	½/¾	15	3.0	8.5	24.0	27.0	25.0	45.0
0590-0	0s-20s	M20x1,5	15.0	½/¾	15	7.0	12.0	24.0	27.0	25.0	45.0
059001	1-20	M20x1,5	15.0	½/¾	15	11.0	15.0	27.0	30.0	30.0	45.0
059022	2s-25s	M25x1,5	15.0	¾/1	15/19	11.5	17.5	35.0	39.0	30.0	60.0
059002	2-25	M25x1,5	15.0	¾/1	15/19	15.0	20.0	35.0	39.0	30.0	60.0
059033	3s-32s	M32x1,5	15.0	1/1¼	19	16.0	22.0	42.0	47.0	30.0	80.0
059003	3-32	M32x1,5	15.0	1/1¼	19	20.0	26.5	42.0	47.0	30.0	80.0
059044	4s-40s	M40x1,5	15.0	1¼/1½	19/21	22.0	31.5	52.0	59.0	38.0	85.0
059004	4-40	M40x1,5	15.0	1¼/1½	19/21	26.0	34.0	52.0	59.0	38.0	85.0
059055	5s-50s	M50x1,5	15.0	1½/2	21	29.0	38.0	65.0	73.0	46.0	90.0
059005	5-50	M50x1,5	15.0	1½/2	21	34.0	44.5	65.0	73.0	46.0	90.0
059066	6s-63s	M63x1,5	15.0	2/2½	21/30	38.0	50.0	80.0	90.0	52.0	100.0
059006	6-63	M63x1,5	15.0	2/2½	21/30	44.5	56.5	80.0	90.0	52.0	100.0
059077	7s-75s	M75x1,5	15.0	2½/3	30/32	50.0	62.0	96.0	108.0	54.0	120.0
059007	7-75	M75x1,5	15.0	2½/3	30/32	56.0	67.5	96.0	108.0	54.0	120.0
059008	8-80	M80x2.0	20.0	3"	32	54.0	69.0	96.0	108.0	68.0	120.0
059099	9s-90s	M90x2.0	20.0	3/3½	32/33	60.0	75.0	111.0	125.0	70.0	120.0
059009	9-90	M90x2.0	20.0	3/3½	32/33	73.0	81.5	111.0	125.0	70.0	120.0
059010	10-100	M100x2.0	20.0	3½/4	33/34	81.0	92.0	125.0	141.0	70.0	120.0
059011	11-110	M110x2.0	20.0	4	34	91.0	101.0	135.0	152.0	70.0	175.0
059012	12-120	M120x2.0	20.0	-	-	101.0	109.0	140.0	158.0	70.0	175.0
059013	13-130	M130x2.0	20.0	-	-	109.0	116.0	146.0	164.0	70.0	175.0

All dimensions except NPT are in mm. Intermediate thread sizes are available on request.

CCG reserves the right to make alterations to the technical data, dimensions, designs and products available without notice. The illustrations cannot be considered binding. Please contact CCG for assistance.

A2F-R-GH140720E

A2F-R COMPRESSION GLAND Ex db I/IIC, Ex eb I/IIC, Ex tb IIIC, Ex nR IIC

ENCLOSURES AND EQUIPMENT TO WHICH CABLE GLANDS ARE FITTED:-

- Must be made from materials which are compatible with the cable gland materials.
- Have a sealing area around the cable gland entry point with a surface roughness <math>< Ra 6.3 \mu m.</math>
- Have entries that are perpendicular to the enclosure face in the area where the cable gland will seal to within 2.5°.
- Are sealed using the supplied sealing gasket (parallel threads) or by fully tightening into a threaded entry (tapered threads). Note that for tapered threads the IP rating can be improved to IP68 with the use of a suitable thread sealant.

MUST HAVE THREADED ENTRIES

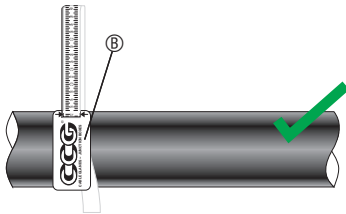
- The same thread size as the cable gland. (Thread adapters should be used to correct

any mismatch).

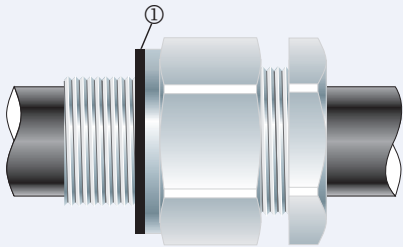
- With a thread tolerance of metric class '6H' or equivalent.
- Where the thread length is a minimum of 10mm for Ex d applications or 3mm for all other applications

OR CLEARANCE HOLES (not Ex d)

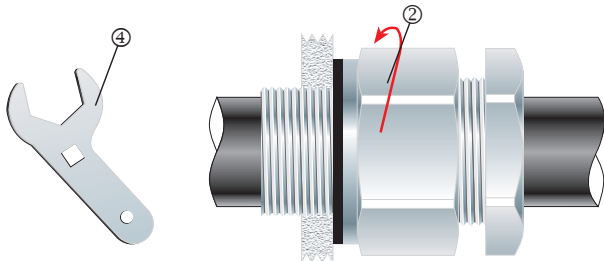
- Where the hole size is the thread nominal size with a tolerance of +0.1 to +0.7mm. (e.g. the clearance hole for an M20 thread will have a diameter between 20.1mm and 20.7mm).
- Through material that is between 1mm and 12mm thick. (Thicker materials can be accommodated using glands with extended entry threads.)



1. Check the correct gland size us a CCG Dimension Tape [ⓑ] on the cable sheath.

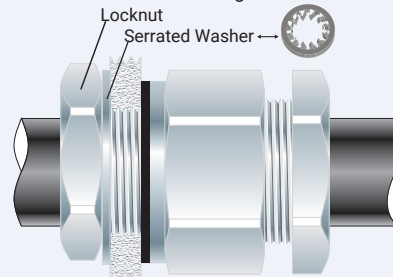


2. To maintain IP66/68 ensure the gasket ^① is in place.

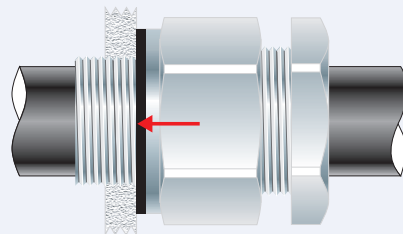


3. Screw the inner ^② into the apparatus. Tighten the inner ^② to the installation torque using a CCG Spanner ^④.

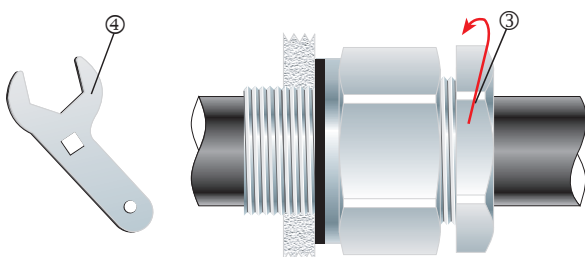
Alternative installation through an unthreaded entry.



If the apparatus is untapped use a locknut.



4. Pass the cable end through the gland assembly.



5. Tighten the outer nut ^③ to the installation torque using a CCG Spanner ^④ to produce a seal and grip on the cable. 100% cable retention load. No additional clamping required.