



A2X

COMPRESSION GLAND

for Unarmoured Cable

Features and Benefits

- For indoor and outdoor use.
- Seals the cable sheath to IP65/66/68.
- Specially formulated elastomeric seals.
- Double seal arrangement for added grip on the cable.
- Precision manufactured from high-quality brass (nickel plated) available in aluminium or stainless steel 316/316L on request.
- Complete with thread sealing gasket and heavy duty locknut.

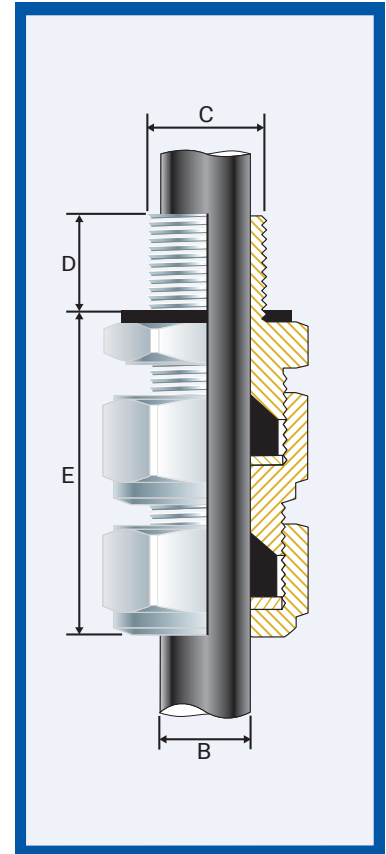


Technical Data

Type:	A2X
Gland Material:	Brass (Nickel Plated) BS 2874, EN 12164, Aluminium ASTM BS221, Stainless Steel 316/316L
Seal Material:	Thermoset Elastomer or Silicone on request
Cable Type:	Unarmoured
Sealing Area:	Outer Sheath
Optional Accessories:	Adaptor, Reducer, Earth Tag, Locknut, Serrated Washer and Shroud

Standards and Certifications

Mechanical Properties:	Impact Category 8 Anchorage Type B	
Continuous Operating Temp:	-65°C to +120°C	
Conformance:	Standard:	Certification
Design Standards	BS 6121:Part 1 EN 50262 IEC/BS EN 62444 SANS 62444 SANS 1213	CML 14CA364 CML 14CA364 CML 14CA364 MASC 11-303 MASC 18-2047, SANS 2109/4596 CML 15Y728
IP66/68 100m - Parallel	IEC 60529	
IP65 - Tapered	IEC 60529	



Installation Standards

- AS/NZS 3000
- BS 6121-5
- BS 7671
- BS 7430
- IEC 60364-5-54
- SANS 0142

Product Code	Gland Size Reference	Metric Entry Thread		NPT Entry Thread		Cable Detail		Maximum Length 'E'	Hexagonal Detail		Installation Torque Value Nm
		'C'	Min 'D'	'C'	Min 'D'	Min 'B'	Max 'B'		Max 'Flats'	Max 'Crms'	
054000-16	00-16ss	M16x1.5	10	-	-	3.0	8.5	20.0	♦ 24.0	♦ 27.0	32.5
054000	00-20ss	M20x1.5	10	1/2/3/4	15	3.0	8.5	20.0	♦ 24.0	♦ 27.0	32.5
0540-0	0-20s	M20x1.5	10	1/2/3/4	15	7.0	11.5	20.0	♦ 24.0	♦ 27.0	32.5
054001	1-20	M20x1.5	10	1/2/3/4	15	11.0	15.0	24.0	♦ 27.0	♦ 30.0	32.5
054022	2s-25s	M25x1.5	10	3/4/1	15/19	11.5	17.5	25.0	♦ 35.0	♦ 39.0	47.5
054002	2-25	M25x1.5	10	3/4/1	15/19	15.0	20.0	25.0	♦ 35.0	♦ 39.0	47.5
054033	3s-32s	M32x1.5	10	1/1 1/4	19	16.0	22.0	30.0	♦ 42.0	♦ 47.0	55.0
054003	3-32	M32x1.5	10	1/1 1/4	19	20.0	26.5	30.0	♦ 42.0	♦ 47.0	55.0
054044	4s-40s	M40x1.5	15	1 1/4/1 1/2	19/21	22.0	31.5	30.0	♦ 52.0	♦ 59.0	65.0
054004	4-40	M40x1.5	15	1 1/4/1 1/2	19/21	26.0	34.0	30.0	♦ 52.0	♦ 59.0	65.0
054055	5s-50s	M50x1.5	15	1 1/2	21	29.0	38.0	42.0	♦ 65.0	♦ 73.0	82.5
054005	5-50	M50x1.5	15	2	21	34.0	44.5	42.0	♦ 65.0	♦ 73.0	82.5
054066	6s-63s	M63x1.5	15	2	21	38.0	50.0	48.0	♦ 80.0	♦ 90.0	97.5
054006	6-63	M63x1.5	15	2 1/2	30	44.5	56.5	48.0	♦ 80.0	♦ 90.0	97.5
054077	7s-75s	M75x1.5	15	3	30	50.0	62.0	50.0	♦ 96.0	♦ 108.0	115.0
054007	7-75	M75x1.5	15	3	32	56.0	67.5	50.0	♦ 96.0	♦ 108.0	115.0
054088	8s-80s	M80x2.0	20	3	32	54.0	69.0	55.0	♦ 96.0	♦ 108.0	120.0
054008	8-80	M80x2.0	20	3	32	65.0	74.0	55.0	♦ 96.0	♦ 108.0	120.0
054099	9s-90s	M90x2.0	20	3	32	60.0	75.0	60.0	♦ 111.0	♦ 125.0	120.0
054009	9-90	M90x2.0	20	3 1/2	33	73.0	81.5	60.0	♦ 111.0	♦ 125.0	120.0
054010	10-100	M100x2.0	20	3 1/2/4	33/34	81.0	91.0	74.0	-	-	120.0
054011	11-110	M110x2.0	20	4	34	91.0	101.0	92.5	-	-	175.0
054012	12-120	M120x2.0	20	-	-	101.0	109.0	92.5	-	-	175.0
054013	13-130	M130x2.0	20	-	-	109.0	119.0	92.5	-	-	175.0

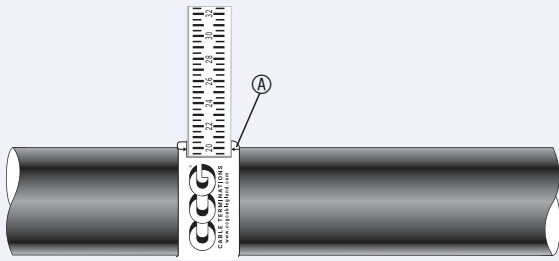
All dimensions except NPT are in mm.

♦ When manufactured in Aluminium, Hex will be 27 Across Flats and 30 Across Corners.

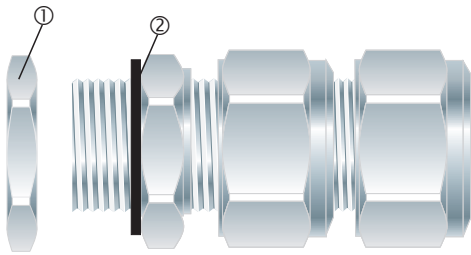
CCG reserves the right to make alterations to the technical data, dimensions, designs and products available without notice. The illustrations cannot be considered binding. Please contact CCG for assistance.

A2X-IN200820

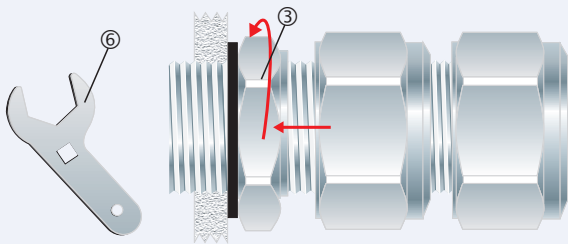
A2X COMPRESSION GLAND



1. For accurate sizing, use a CCG Dimension Tape **Ⓐ** on the outer cable sheath.

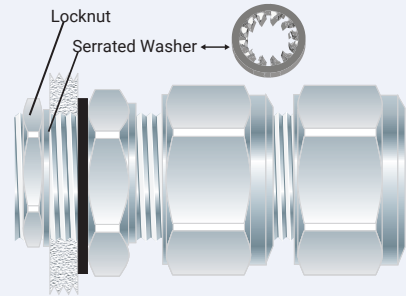


2. Remove the locknut **Ⓛ**. To maintain IP66/68 ensure the gasket **Ⓜ** is in place.

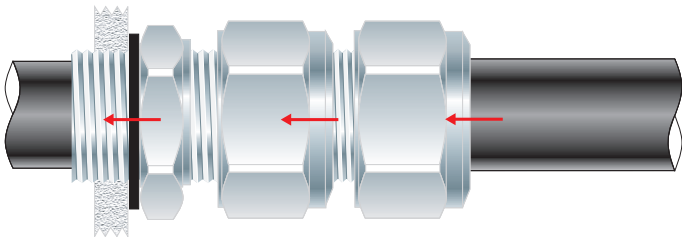


3. Screw the inner **ⓓ** into the apparatus and tighten to the installation torque using a CCG Spanner **ⓖ**.

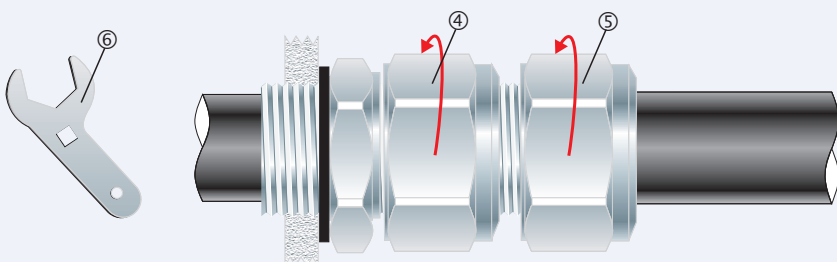
Alternative installation through an unthreaded entry.



If the apparatus is untapped use a locknut.



4. Pass the cable end through the gland assembly.



5. Tighten the body **ⓔ** to the installation torque using a CCG Spanner **ⓖ** to produce a seal and grip on the cable. Tighten the outer nut **ⓕ** to produce an additional seal and grip on the cable.